



DESIGN GUIDE



style

[stahyl]

noun

an elegant, fashionable, or luxurious mode of living: to live in style.

quality

[kwol-i-tee]

noun

high grade; superiority; excellence: railing of exceptional quality

value

[val-yoo]

noun


relative worth, merit, or importance: the value of a home

Post Railing Systems

ROUND SERIES



INFILL OPTIONS



Round Tube Infill



Cable Infill



Glass Clamps

SQUARE SERIES



INFILL OPTIONS



Bar/Tube Infill



Cable Infill



Glass Clamps

Glass Railing Systems

STANDOFF SERIES



STANDOFF OPTIONS



Round Standoffs




Square Standoffs

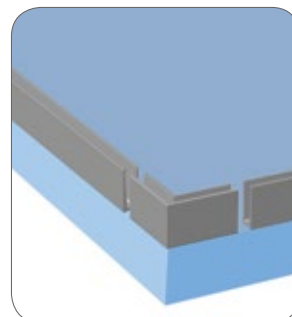


Round Cap Rail

U CHANNEL SERIES



MOUNTING OPTIONS



Floor Mount/Wall Mount



Spigot Clamps


CAP RAIL



Square Cap Rail



Design 1




Post: 1-2/3" Round
Rail: 1-2/3" Round
Infill: 1/2"(12mm) Round bar

Design 2



Post: 3-1/4" 4000 Red Oak
Rail: 2-5/8" 6084 Red Oak
Infill: 1/2"(12mm) Round bar

Design 3




Post: 1-2/3" Round
Rail: 1-5/8" 6040 Red Oak
Infill: 1/2"(12mm) Round bar

Design 4



Post: 1-2/3" Round
Rail: 1-2/3" Round
Infill: 1/2"(12mm) Round bar
Glass panel w/ clamps

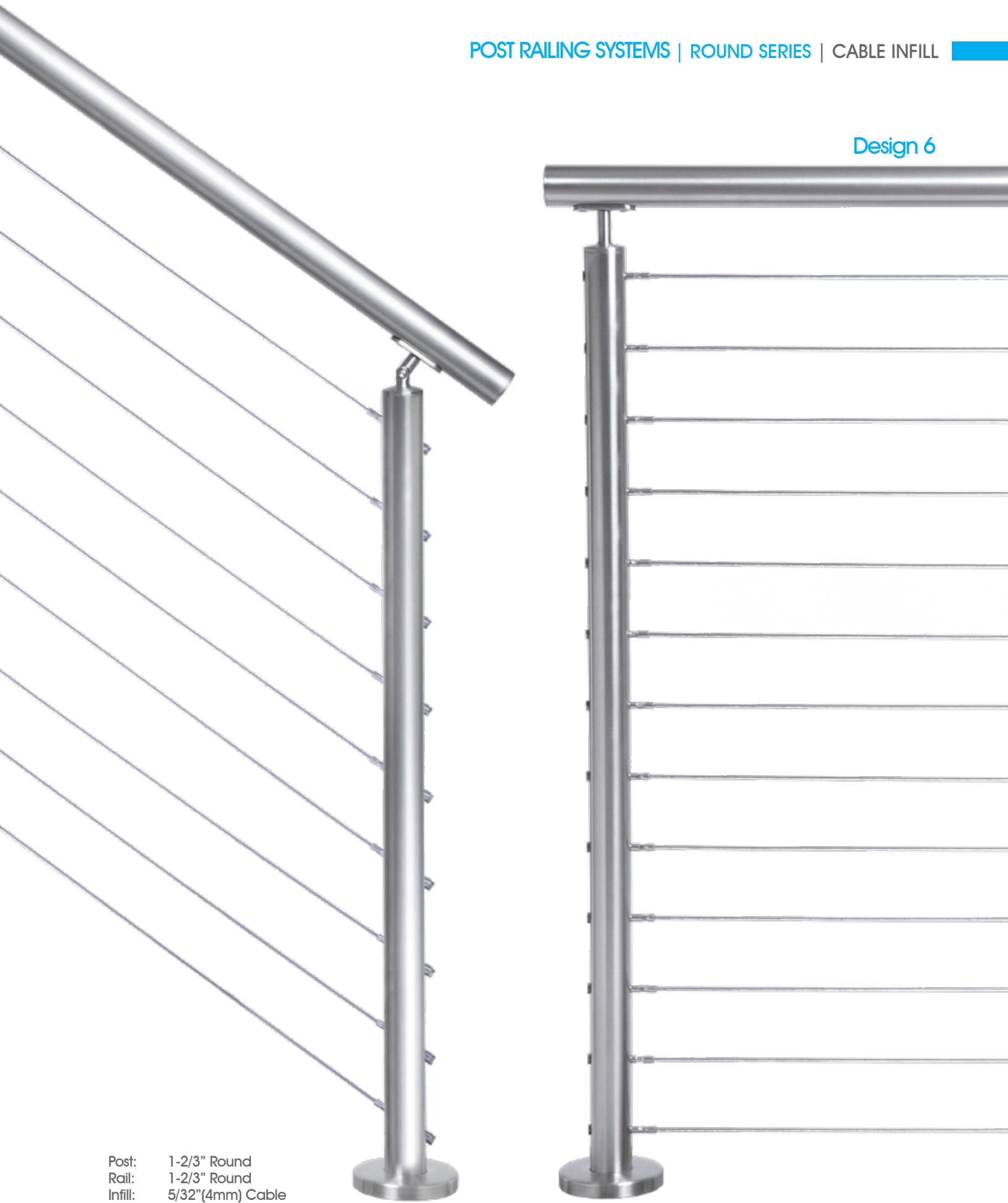
Design 5



Post: 1-2/3" Round
Rail: 1-2/3" Round
Infill: 1/2"(12mm) Round bar



Design 6




Post: 1-2/3" Round
Rail: 1-2/3" Round
Infill: 5/32"(4mm) Cable

Design 7



Post: 3-1/4" 4000 Red Oak
Rail: 1-5/8" 6040 Red Oak
Infill: 5/32"(4mm) Cable

Design 8



Post: 1-2/3" Round
Rail: 1" x 2" 6060 Red Oak
Infill: 5/32"(4mm) Cable

Design 9



Post: 3-1/4" 4000 Red Oak
Rail: 1-2/3" Round
Infill: 5/32"(4mm) Cable



Design 10



Post: 1-2/3" Round
Rail: 1-2/3" Round
Infill: Glass panel w/ clamps

Design 11



Post: 1-2/3" Round
Rail: 1-5/8" 6040 Red Oak
Infill: Glass panel w/ clamps

Design 12



Requires special installation

Post: 1-2/3" Round
Rail: 1-2/3" Round cap
Infill: Glass panel

Design 13




Post: 1-2/3" Round
Rail: 1-2/3" Round
Infill: 5/32"(4mm) Cable
Glass panel w/ clamps



Design 14



Post: 1-9/16" Square
Rail: 1-9/16" Square
Infill: 5/8" x 1/4" (15 x 5 mm) Flat bar




Design 15



Post: 3 -1/4" 4000 Red Oak
Rail: 1-9/16" Square w/ 17.4001 bracket
Infill: 5/8" x 1/4"(15 x 5 mm) Flat bar

Design 16



Post: 1-9/16" Square
Rail: 2-5/8" 6084 Red Oak
Infill: 5/8" x 1/4"(15 x 5 mm) Flat bar


Design 17



Post: 1-9/16" Square
Rail: 1" x 2" 6060 Red Oak
Infill: 5/8" x 1/4" (15 x 5 mm) Flat bar



Design 18




Post: 1-9/16" Square
Rail: 1-9/16" Square
Infill: 5/32" (4mm) Cable

Design 19



Post: 3-1/4" 4000 Red Oak
Rail: 1-9/16" Square
Infill: 5/32" (4mm) Cable

Design 20



Post: 1-9/16" Square
Rail: 1" x 2" 6060 Red Oak
Infill: 5/32" (4mm) Cable


Design 21



Post: 3-1/4" 4000 Red Oak
Rail: 2-5/8" 6084 Red Oak
Infill: 5/32" (4mm) Cable



Design 22



Post: 1-9/16" Square
Rail: 1-9/16" Square
Infill: Glass panel w/ clamps

Design 23




Post: 1-9/16" Square
Rail: 1-9/16" Square
Infill: 5/8" x 1/4" (15 x 5 mm) Flat bar
Glass panel w/ clamps

Design 24



Post: 1-9/16" Square
Rail: 1" x 2" 6060 Red Oak
Infill: Glass panel w/ clamps

Design 25



Design 26



Post: 3-1/4" 4000 Red Oak
Rail: 2-5/8" 6084 Red Oak
Infill: Glass panel w/ clamps

Post: 3-1/4" 4000 Red Oak
Rail: 2-5/8" 6084 Red Oak
Infill: Glass panel w/ clamps



Design 27




Rail: 1-2/3" Round cap
Infill: Glass w/ round standoffs

Design 28



Rail: 1-2/3" Round cap
1-2/3" Round subrail
Infill: Glass w/ round standoffs

Design 29



Rail: 1-2/3" Round subrail
Infill: Glass w/ round standoffs



Design 30



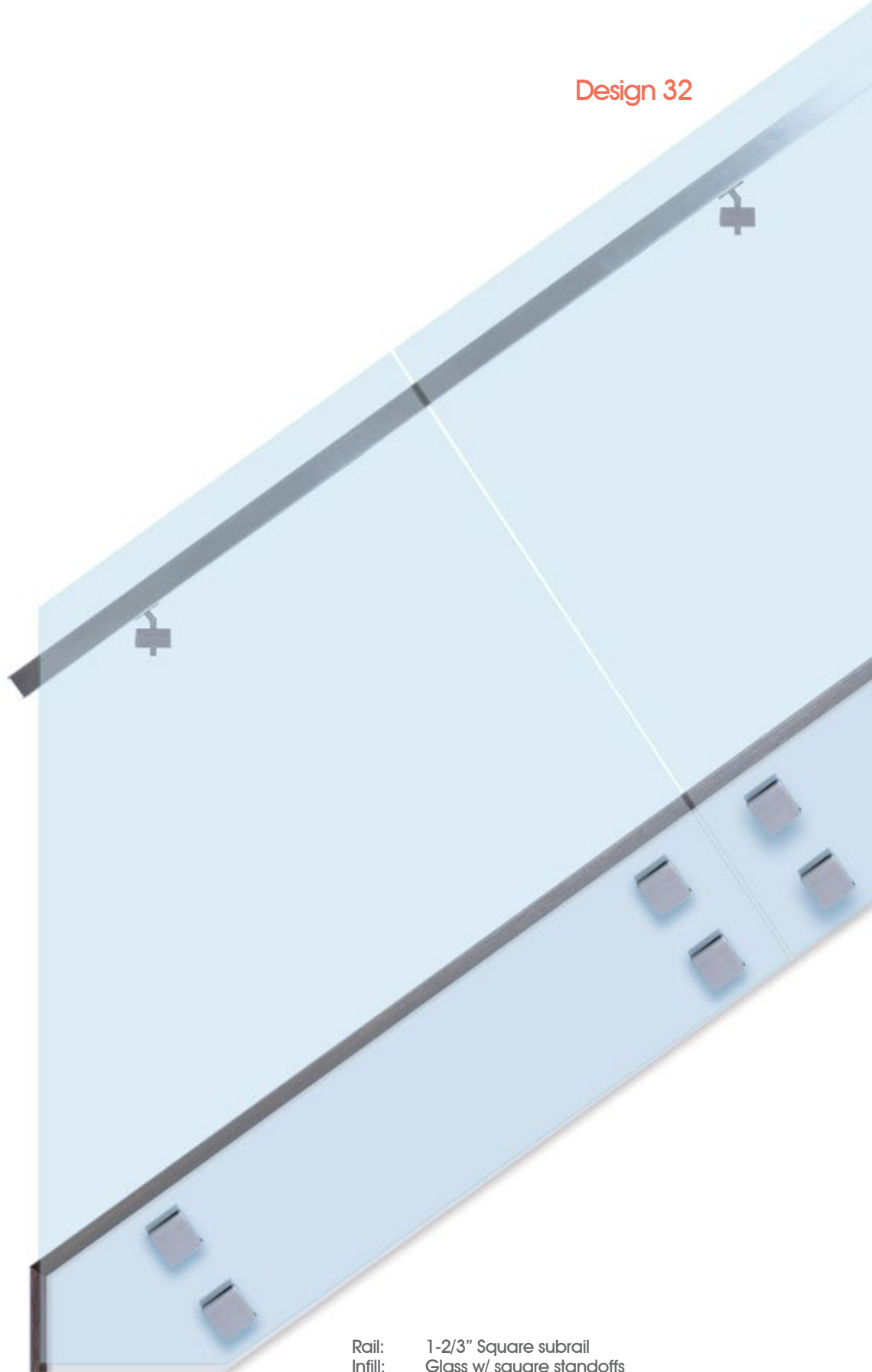
Rail: 1-2/3" Square cap
Infill: Glass w/ square standoffs

Design 31



Rail: 1-2/3" Square cap
1-2/3" Square subrail
Infill: Glass w/ square standoffs

Design 32



Rail: 1-2/3" Square subrail
Infill: Glass w/ square standoffs



Design 33



Floor mount

Rail: 1-2/3" Square cap
Infill: Glass w/ u channel(floor mount)

Design 34



Wall mount

Rail: 1-2/3" Square cap
Infill: Glass w/ u channel(wall mount)

Design 35



Rail: 1-2/3" Square cap
Infill: Glass w/ spigot clamps

Floor mount

Design 36



Rail: 1-2/3" Square cap
Infill: Glass w/ spigot clamps



1-2/3" Square



1-2/3" Round



1-9/16" Square - Available in Red Oak & White Oak
*Special Order Item

DESIGN GUIDE

Systems Brochure Edition 001-D

